


CABINETS






LINE 2 INCLUDED | CABINETS

Pickering Seaton Mulberry Model Home, The Marendale




**POLO
MAPLE**

AVAILABLE COLOURS:



TRUFFLE



WENGE

LINE 2 INCLUDED | CABINETS



AVAILABLE COLOURS:



LARICE BIANCO




OLMO AMBIANCE

TRINITY LPL
MELAMINE



***THERMOFOIL IS ONLY
AVAILABLE FOR BATHROOM
AND LAUNDRY ROOM
CABINETS***

AVAILABLE COLOUR:



WHITE

MISSION
THERMOFOIL



LINE 3 UPGRADE | CABINETS

Oakville Upper Joshua Creek Model Home, The Rosebank




SOHO
MAPLE



VENEZIA
MAPLE

AVAILABLE COLOURS:



ANISE

LINE 3 UPGRADE |


CABINETS



ODYSSEY
MDF




SOHO
MDF



VENEZIA
MDF


AVAILABLE COLOURS:



ANTHRACITE



DOVE GREY



REVERE PEWTER




EBONY




WHITE

LINE 3 UPGRADE | CABINETS



MONDOLFI P.E.T.
SATIN SLAB

AVAILABLE COLOURS:




CARTE
BLANCHE



MIDNIGHT
SUN




NORTHWIND



MONDOLFI P.E.T.
HIGH GLOSS SLAB

AVAILABLE COLOURS:



CARTE
BLANCHE



MIDNIGHT
SUN



NORTHWIND



LINE 4 UPGRADE | CABINETS

Oakville Upper Joshua Creek Model Home, The Rosebank



SOHO
MAPLE



VENEZIA
MAPLE

AVAILABLE COLOURS:



PEPPER

LINE 4 UPGRADE |

CABINETS



ODYSSEY
MDF



SOHO
MDF



VENEZIA
MDF

AVAILABLE COLOURS:



NAVY BLUE

LINE 4 UPGRADE |

CABINETS



AURORA
MDF




EUROPA
MDF



NEWPORT
MDF


AVAILABLE COLOURS:



ANTHRACITE



DOVE GREY



REVERE PEWTER



EBONY




WHITE

LINE 4 UPGRADE |


CABINETS



AVAILABLE COLOURS:



AZTEC



TRUFFLE

NEWPORT
MAPLE



Oakville Upper Joshua Creel Model Home, The Kingsley

LINE 5 UPGRADE | CABINETS



AVAILABLE COLOURS:



PEPPER

**NEWPORT
MAPLE**

LINE 5 UPGRADE |

CABINETS



AURORA
MDF



EUROPA
MDF



NEWPORT
MDF

AVAILABLE COLOURS:



NAVY BLUE



INCLUDED HARDWARE | CABINETS



KN42
INCLUDED



KN43
INCLUDED



KN51
INCLUDED



HN52
INCLUDED



HN53
INCLUDED



HN56
INCLUDED

LEVEL 1 UPGRADE | HARDWARE




KU60
LEVEL 1



KU64
LEVEL 1



KU66
LEVEL 1



HU60
LEVEL 1



HU64
LEVEL 1



HU66
LEVEL 1



HU110
LEVEL 1



HU120
LEVEL 1



HU130
LEVEL 1

LEVEL 2 UPGRADE | HARDWARE



D1
LEVEL 2



D2
LEVEL 2



D3
LEVEL 2



D4
LEVEL 2



D5
LEVEL 2



D6
LEVEL 2



D7
LEVEL 2



D8
LEVEL 2



D9
LEVEL 2



D10
LEVEL 2



OPTIONS |

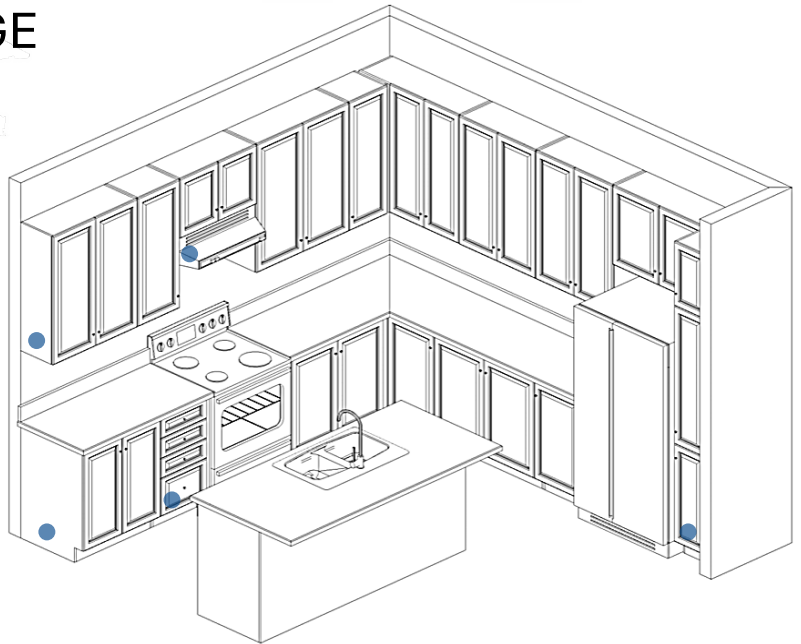
CABINETS



Pickering Seaton Mulberry Model Home, The Marendale

KITCHEN PACKAGES | CABINETS

STANDARD | KITCHEN PACKAGE

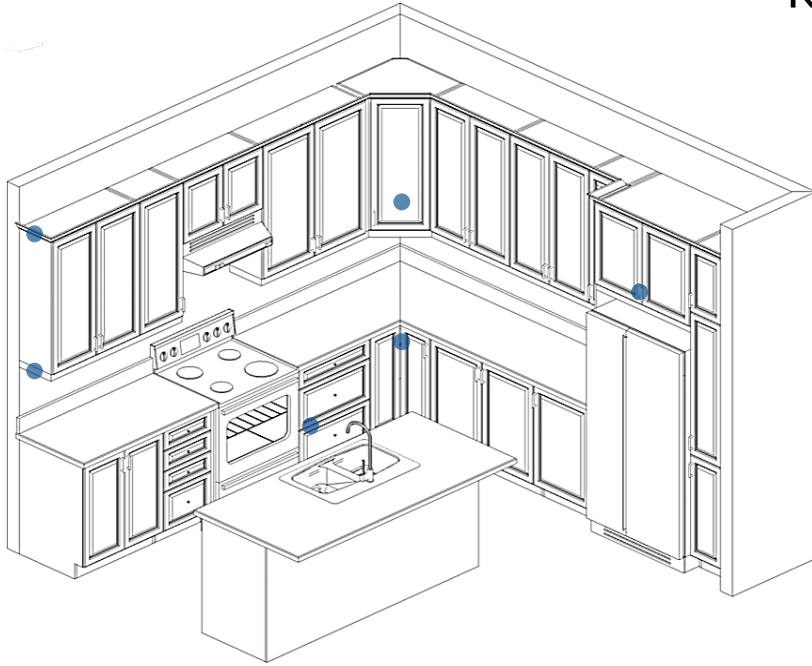


AS PER SCHEDULE A:

- Base and Upper Cabinets
- Pantry Cabinet
- One Bank of Drawers (4 Drawers)
- Standard Appliance Openings

EXECUTIVE / LUXURY |

KITCHEN PACKAGE



IN ADDITION TO STANDARD KITCHEN FEATURES:

- Pot and Pan Drawers
- Deep Upper Cabinets above Refrigerator (with Gable)
- Light Valence
- Crown Molding*
- Base Pie-Cut Corner Cabinet*
- Angled Upper Cabinet*

* NOT INCLUDED IN LUXURY KITCHEN PACKAGE OFFERED TO COMPACT ATTACHED HOMES

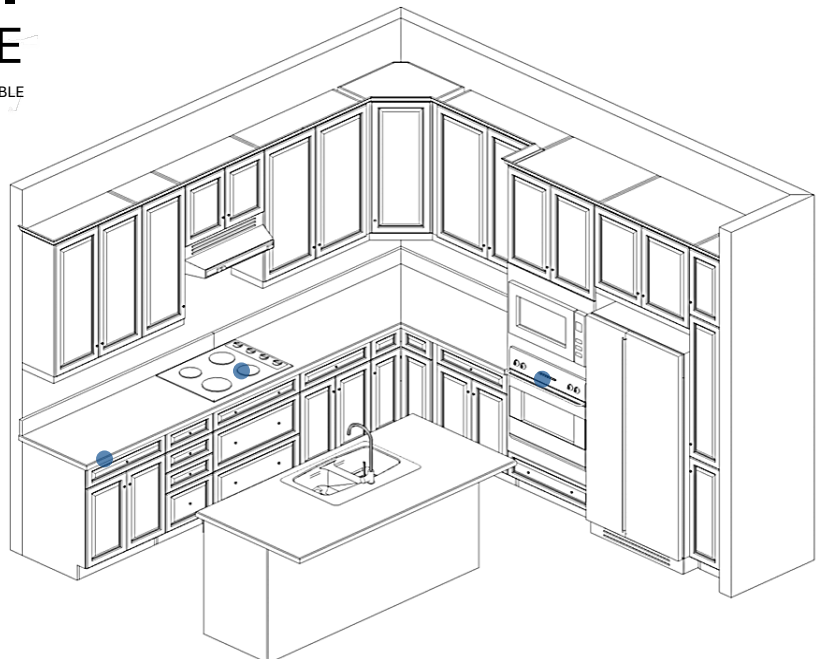
GRANDE |

KITCHEN PACKAGE

WHERE APPLICABLE

IN ADDITION TO EXECUTIVE/LUXURY KITCHEN FEATURES:

- Top Drawer Construction
- Cooktop Cutout
- Built-In Oven/Microwave Cutout



FULL APPLIANCE SPECIFICATIONS REQUIRED AT YOUR DESIGN APPOINTMENT

COLOURS, FINISHSES & DOORS |

OPTIONS



Innisfil Lakehevan Model Home, The Huron End

OPEN SHELVING

MATCHING CABINET INTERIORS

FLIP-UP CABINET DOORS
WITH SOFT CLOSE HARDWARE

TWO-TONE KITCHEN CABINERY

DELETE UPPER CABINET
FOR CHIMNEY HOOD FAN

SOLID, CLEAR GLASS, AND
FROSTED GLASS DOORS

ADDITIONAL POT & PAN DRAWERS
*EXECUTIVE, LUXURY & GRANDE PACKAGE ONLY

DECORATIVE FAUX DOOR CLADDING

EXTENDED ISLAND OVERHANG
IN LIEU OF OVERHANG

FURNITURE TOE KICK



Innisfil Lakehevan Model Home, The Simcoe

APPLIANCE CABINETS |

OPTIONS

DEEP UPPER CABINETS ABOVE REFRIGERATOR WITH GABLE

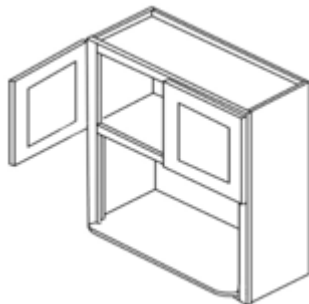
HOOD FAN CABINET WITH INSERT

BUILT-IN OVEN & MICROWAVE CUTOUT

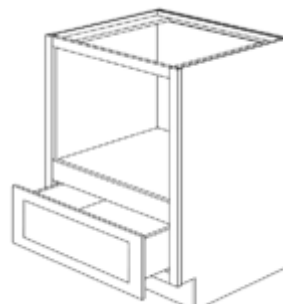


BUILT-IN APPLIANCE IN PANTRY

COOKTOP CUT-OUT



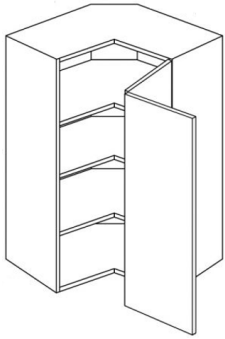
SMALL APPLIANCE SHELF IN UPPER CABINET



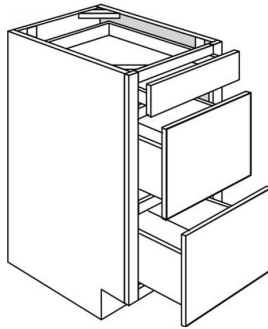
SMALL APPLIANCE SHELF IN BASE CABINET

FITTINGS & ORGANIZERS |

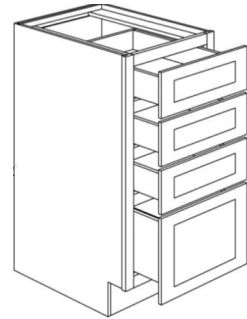
OPTIONS



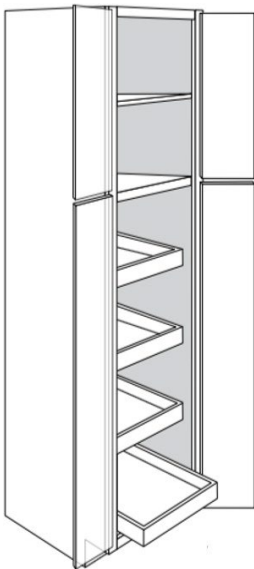
**PIE-CUT
UPPER CABINET**



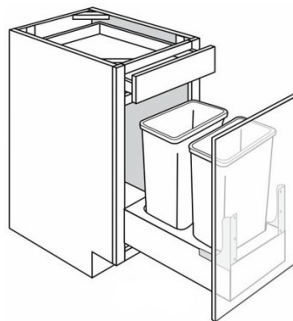
POT & PAN DRAWERS (3)



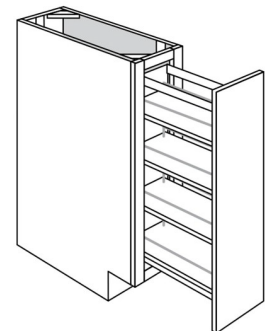
BANK OF DRAWERS (4)



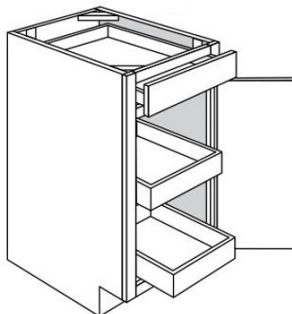
**ROLL-OUT DRAWERS
PANTRY**



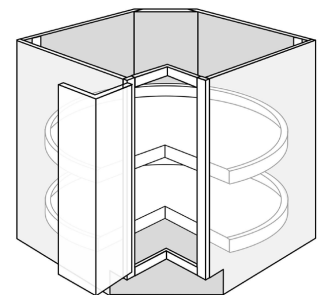
RECYCLING CENTRE



PULL-OUT SPICE RACK



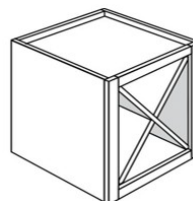
**ROLL-OUT DRAWERS
BASE CABINET**



**LAZY SUSAN
CORNER PIE-CUT CABINET**



**TRAY DIVIDERS
UPPER CABINET**




WINE RACK

BATHROOM |

OPTIONS



COMFORT HEIGHT
36" VANITY



VANITY CABINET WITH HUTCH

LAUNDRY ROOM & MUDROOM |

OPTIONS



**ADDITIONAL CABINETS IN
LAUNDRY ROOM**

**COUNTERTOP OVER
WASHER & DRYER**



MUDROOM LOCKERS
ACO AT SALES